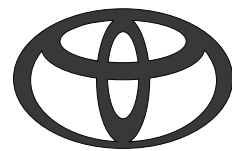




Vehicle conversion

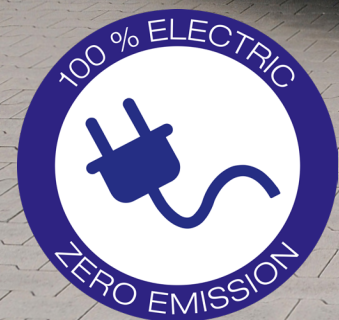


# WAV WITH REAR CUT FLOOR

Toyota Proace City Electric L2



Tomorrow's  
**safety** today!



[www.amf-bruns.de](http://www.amf-bruns.de)



# ACCESSIBLE VEHICLE WITH REAR CUT FLOOR


## Toyota Proace City Electric L2



With the unfolded ramp the vehicle can be accessed comfortably with a wheelchair.



Optional EASYFLEX ramp folded flat allows full use of the luggage area.

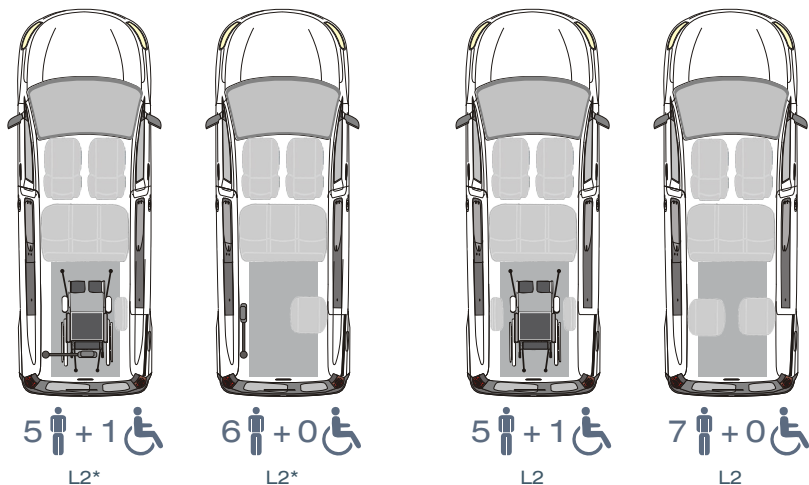


The head & backrest FUTURESAFE (optional) provides additional safety.

### THESE FACTS MAKE ALL THE DIFFERENCE

- » XXL cut out without any obstructions
- » PROTEKTOR 2.0 occupant & wheelchair restraint system (ISO approved)
- » Extra long front electric belts for the wheelchair
- » EASYUSE function allows extremely easy and effortless operation with one hand
- » The optional, patented EASYFLEX ramp is extremely user-friendly and can be converted quickly to a loading area
- » Original bench seat in 2nd row
- » Two optional tip & fold seats in 3rd row
- » Optional head & backrest FUTURESAFE is available

### SEATING ARRANGEMENTS



\* FUTURESAFE head & backrest, tip & fold seat in 3rd row

### TESTED SAFETY

The vehicle is dynamically crash tested with 20 G.

European type approval.



### TECHNICAL DATA (according to manufacturer)

- » Battery capacity 50 kWh
- » Range Up to 280 km
- » Ramp EASYUSE function, aluminium, anti-slip surface, gas strut supported
- » Wheelchair area interior floor dimensions Width approx. 810 mm x length approx. 1.400 mm
- » Wheelchair area interior height dimensions Rear entrance height approx. 1.450 mm; interior height approx. 1.420 mm (rear area)



AMF-Bruns GmbH & Co. KG | Hauptstraße 101 | D-26689 Apen  
 Telefon +49 (0) 44 89 / 72 72 50 | Fax +49 (0) 44 89 / 62 45  
 hubmatik@amf-bruns.de

[www.amf-bruns.de](http://www.amf-bruns.de)



DIN EN ISO 9001  
 REG.-NR. 01 0105027